



MULTIPURPOSE WATERTIGHT LUMINAIRE FOR
ENGINE ROOMS, WORK SHOPS, STORES,
PASSAGE WAYS AND OUTDOOR AREAS

Design	According to rules of maritime classification societies and relevant standards
Housing	Galvanized steel, seamless deep drawn, powder coated white (RAL9016)
Cover	Clear or opal polycarbonate, impact-proof, UV resistant
Mounting	Different systems available, see next page
Cable entry	Max. 4 cable glands M20
Protection class	IP67
Light source	Linear LP LED modules with anti-glare cover
Wattage	Max. 40 W / HO: max. 60 W
CCT (color)	4,000 K
Luminous flux	4,500 lm / HO: 8,100 lm (clear cover)
CRI	≥ 80
Voltage	220–240 V AC
Frequency	50–60 Hz

PART NO.

TL40L	5105012100-xxx
TL40L HO	5105013000-xxx

SPARE PARTS

PART NO.

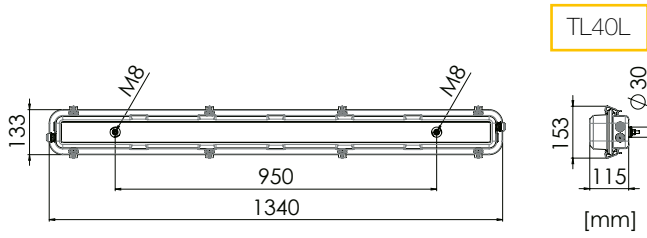
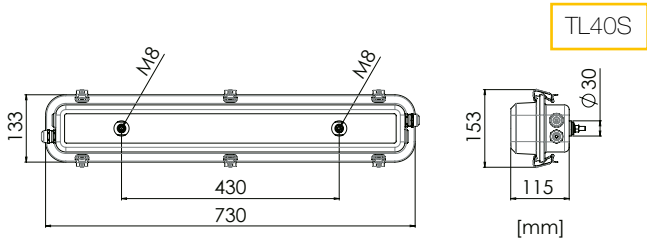
Clear cover TL40L	7112001200
Opal cover TL40L	7112002000
Clamps (8 pcs)	7106002200

EXTRAS

- > TL40L Plus: – 40°C ... +60°C
- > Stainless steel housing
- > 120 V AC execution
- > 24 V DC execution
- > Dimmable
- > LED mounting tray as refit for TL40 fluorescent types
- > Exterior connection box
- > Emergency battery back-up
- > Different color temperatures
- > Different cable glands



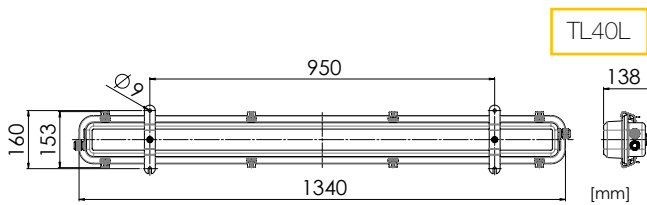
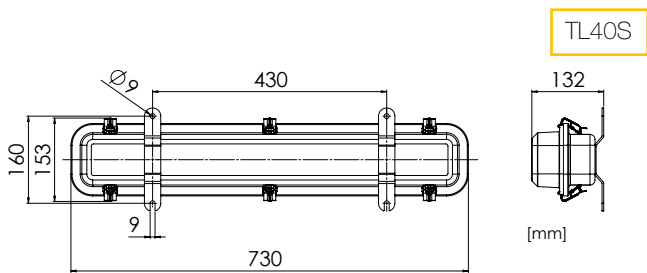
Type: Bolt kit 8 mm



Type: Bolt kit 8 mm



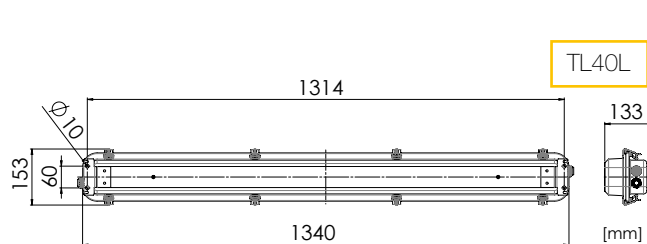
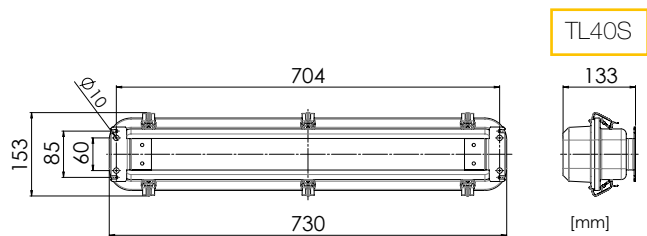
Type: LP160



Type: LP160



Type: LP GL



Type: LP GL



Type: Pipe brackets

