



ADJUSTABLE DOWNLIGHT FOR ACCOMMODATION AND PUBLIC AREAS

Design	According to rules of maritime classification societies and relevant standards
Housing	Polycarbonate, black
Decorative frame	Zinc coated steel, powder coated white (RAL9016)
Mounting	Swiveling insert for ceilings up to 20 mm
Connection type	Connection cable with Wago 3-pole plug
Protection class	IP20
Weight	Depends on execution
Light source	LED module
Wattage	Max. 11 W / module
CCT (color)	3,000 K
CRI	≥ 80
Voltage	220–240 V AC
Frequency	50–60 Hz

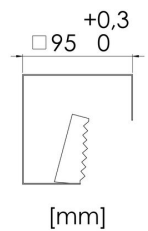
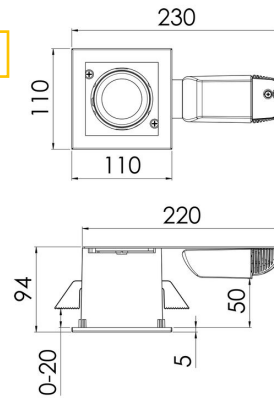
PART NO.

DL110Q 1 module	5404001200-002
DL110Q 2 modules	5404001300-002
DL110Q 3 modules	5404001400-002

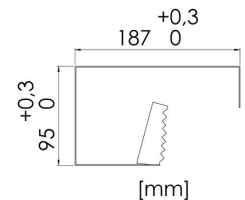
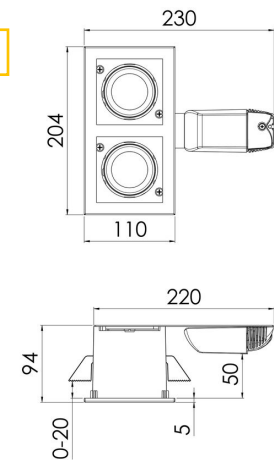
EXTRAS

- > Different connectors
- > Different transformers
- > Different finishes

Type 1



Type 2



Type 3

