



MIRROR LUMINAIRE, LED, FOR CABINS,  
BATHROOMS, LAVATORIES  
AND ACCOMODATION AREAS

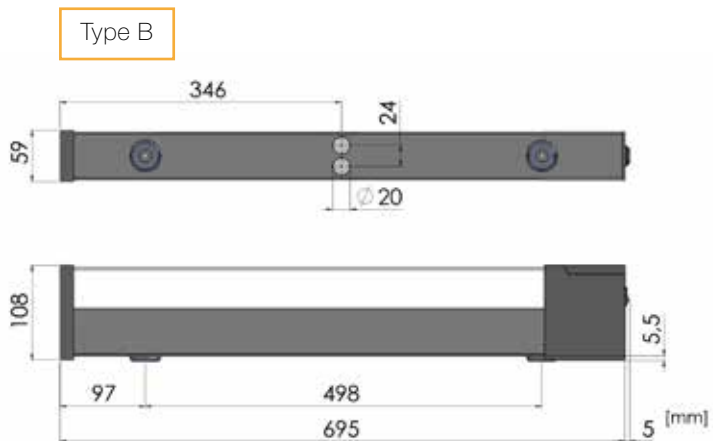
<b>Design</b>	According to rules of maritime classification societies and relevant standards
<b>Housing</b>	Galvanized steel, powder coated white (RAL9016)
<b>End caps</b>	Polycarbonate, white
<b>Diffuser</b>	Opal, structured
<b>Switch</b>	On / off switch, 2-pole
<b>Mounting</b>	2 mounting holes, Ø 6 mm
<b>Cable entry</b>	2 inlets for cables max. Ø 13 mm
<b>Protection class</b>	IP44
<b>Weight</b>	1.9 kg
<b>Type B</b>	Isolating transformer, on/off switch 2-pole, razor socket with 110 V / 230 V selector switch
<b>Light source</b>	Linear LP LED module
<b>Wattage</b>	Max. 10 W
<b>Equivalent</b>	14 W FL T5 / 18 W FL T8
<b>CCT (color)</b>	4,000 K
<b>CRI</b>	≥ 80
<b>Voltage</b>	Type A: 110-240 V AC Type B: 220-240 V AC
<b>Frequency</b>	50-60 Hz

**PART NO.**

SP66 Type A	5115003800-000
SP66 Type B	5115003900-000

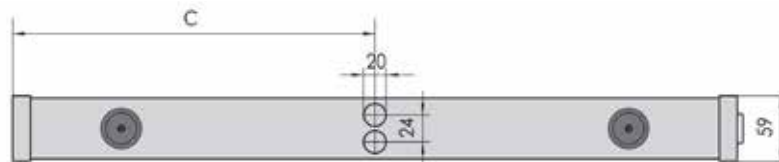
**SPARE PARTS****PART NO.**

Cover type A	7112002800
Cover type B	7112009000
End cap	7503000400






TYPE	L	A	B	C
A+B 11 W	350	176	87	175
A+B 15 W	498	301	97	247
A+B 18 W	651	453	97	323
C+D 11 W	415	268	37	136
C+D 15 W	605	406	97	300
C+D 18 W	695	498	97	346



Type A+B



Type C+D

